

1     **Discovering sounds in Patagonia, characterizing sei whale (*Balaenoptera borealis*)**  
2     **downsweeps in the south-eastern Pacific Ocean.**  
3  
4     **Running title: Sei whale vocalizations in Chile**  
5     Sonia Español-Jiménez<sup>1)</sup>, Paulina A. Bahamonde<sup>1,2)</sup>, Gustavo Chiang<sup>1)</sup>, Verena  
6     Häussermann<sup>3)</sup>  
7     <sup>1</sup> MERI Foundation, Avenida Kennedy 5682, Santiago de Chile, Chile.  
8     <sup>2</sup> Núcleo Milenio INVASAL, Concepción, Chile.  
9     <sup>3</sup> Facultad de Ciencias Naturales, Escuela de Ciencias del Mar, Pontificia Universidad  
10    Católica de Valparaíso, Avenida Brasil 2950, Valparaíso, Chile, and Huinay Scientific  
11    Field Station, Chile.  
12    sespanol@fundacionmeri.cl

13    Abstract

14    The sei whale (*Balaenoptera borealis*) is one of the least known whale species.  
15    Information on sei whales distributions and its regional variability in the south-eastern  
16    Pacific Ocean are even more scarce than that from other areas. Vocalizations of sei  
17    whales from this region are not described yet. This research presents the first  
18    characterization of sei whale sounds recorded in Chile during austral autumn of 2016  
19    and 2017. Recordings were done opportunistically. A total of 41 calls were identified to  
20    be sei whale downsweeps. In 2016, calls ranged from an average maximum frequency  
21    of 105.3 Hz down to an average minimum 35.6 Hz over 1.6 s with a peak frequency of  
22    65.4 Hz. During 2017, calls ranged from an average maximum frequency of 93.3 Hz down  
23    to 42.2 Hz (over 1.6 s) with a peak frequency of 68.3 Hz. The absolute minimum  
24    frequency recorded was 30 Hz and the absolute maximum frequency was 129.4 Hz. Calls  
25    generally occurred in pairs, but triplets or singles were also registered. These low  
26    frequency sounds share characteristics with recordings of sei whales near the Hawaii  
27    Islands, but with differences in the maximum frequencies and duration. These calls  
28    distinctly differ from sounds previously described for sei whales in the Southern Ocean  
29    and are the first documented sei whale calls in the south-eastern Pacific.

## 1. Introduction

The sei whale (*Balaenoptera borealis*; Lesson 1828) is the third largest rorqual in the Balaenopteridae family, after the blue whale (*B. musculus*) and the fin whale (*B. physalus*). It is also one of the least known whales. The sei whale is a cosmopolitan species found in temperate oceans and subpolar areas (Mackintosh, 1942; Gambell, 1968; Rice, 1998; Horwood, 2002; Reeves *et al.*, 2002; Jefferson *et al.*, 2008). It prefers deep offshore waters with temperatures below 20°C and avoids semi enclosed bodies of water (Omura and Nemoto, 1955; Gambell, 1985). North Atlantic, North Pacific and Antarctic populations are almost certainly separated and probably subdivided into geographic stocks (Horwood, 1987; Baker *et al.*, 2004; Kanda *et al.*, 2006; Huijser *et al.*, 2018). International Whaling Commission in 1991 divided the global sei whale population in “stocks” (based on the distribution of catches, sightings and mark-recapture data) for management purposes (Donovan, 1991). However, genetic studies provide a different population distribution. For example, in the North Atlantic Ocean, the sei whale population from Iceland, the Gulf of Maine and the Azores share the same genetic diversity, showing the wide latitudinal and longitudinal ranges they moved. Furthermore, the genetic divergence between North Pacific and North Atlantic stocks is well known, but no studies of this genetic structure between hemispheres or within the Southern Ocean have been presented (Huijser *et al.*, 2018). In the Southern Hemisphere, sei whale sightings were recorded from the Subtropical Convergence to the Antarctic Convergence, but the only observation record of adult animals come from the austral summer in south of the Antarctic Convergence (Gambell, 1974; Lockyer, 1977). In general, sei whales migrate seasonally from the reproduction areas in low latitudes in winter to their feedings areas in high latitudes in summer (Reeves *et al.*, 1998).

Reproduction areas are poorly known (Perry *et al.*, 1999) and feeding areas show great variability between years (Jonsgård and Darling, 1977). Population boundaries and migratory patterns are also poorly understood. In the austral summer there are concentrations of sei whales between 40° and 50°S; older, larger individuals tend to travel to northern Antarctic, while smaller, younger individuals tend to stay at lower latitudes (Rice, 1998; Acevedo *et al.*, 2017).

Because of their smaller size, speed and elusiveness, sei whales were comparatively less important as target species for hunting until the early 1960s. After the decline of the most profitable species such as blue whales, fin whales and humpback whales, the whaling industry increased the hunting pressure on sei whales (Gambell, 1985). Thirty years ago, between the Antarctic and the North Pacific, many whales were taken from the coasts of Peru and Chile (Tonnessen and Johnsen, 1982). Most captures were carried out by the pelagic whaling in the Antarctic, which hunted more than 110,000 sei whales between 1960 and 1970 (Horwood, 2002). The International Whaling Commission estimated the size of the sei whale populations in the South Hemisphere to be 37,000 individuals after the cessation of the commercial captures in 1984, while this number was estimated 191,000 in the 1940s (Gambell, 1985). Between 1929 and 1983 sei whales captures represented 17.3% of the total catch of whales in Chile. It was the third most hunted species with approximately 1,664 individuals captured principally on the north and central coasts (Aguayo-Lobo, 1974; Aguayo-Lobo *et al.*, 1998), although these include an unknown number of Bryde whales (Valdivia *et al.*, 1981; Gallardo *et al.*, 1983; Aguayo-Lobo *et al.*, 1998). After the whale-hunting moratorium imposed by the International Whaling Commission in 1980, several research projects focused on the populations and recovery status of the large whales such as right whales, humpback

78 whales, blue whale and fin whales (Reeves *et al.*, 2002). Since 1976, sei whales have  
79 been listed as endangered (IUCN 2018). Today, sei whales are the least studied of the  
80 large whales and there has been a lack of data since the end of the commercial hunting  
81 (Prieto *et al.*, 2011).

82 In Chile, there are opportunistic sightings and strandings of sei whales from Antofagasta  
83 (in the north) to the Magellan Strait (in the south), including the islands of Juan  
84 Fernandez (Gallardo *et al.*, 1983; Schlatter, 1987; Aguayo-Lobo *et al.*, 1998; Findlay *et*  
85 *al.*, 1998; Pastene and Shimada, 1999; Guzmán, 2006; Acevedo *et al.*, 2017). Many  
86 sightings in Central Chile and Northern Patagonia (33°-48°S) have been reported since  
87 1966, when 286 whales were sighted in March of 1966 (between 43° and 45°S); 114 in  
88 October of the same year (between 46° and 48°S), all between 30 and 190 km off the  
89 shore (Aguayo-Lobo, 1974). In March 1968 Japanese whalers reported the sightings of  
90 several hundreds of sei whales between 46° 40' and 48°S, with a peak concentration 30  
91 km off the coast of the Tres Montes Peninsula at the northern limit of The Penas Gulf  
92 (Pastene and Schimada, 1999). In 2015, at Penas Gulf the largest recorded baleen whale  
93 mass mortality event was reported with 363 registered carcasses of baleen whales  
94 (Häussermann *et al.*, 2017). Genetic and morphological analysis confirmed that the  
95 examined animals were sei whales (Häussermann *et al.*, 2017). These historical sightings  
96 support the hypothesis of Guzman (2006) about the presence of sei whales feeding in  
97 Chilean Patagonia between Chiloe island and the Magellan Strait (Acevedo *et al.*, 2017).  
98 Since the sei whale is endangered and poorly known, population studies are crucial as a  
99 support for its conservation. Autonomous passive acoustic monitoring devices facilitate  
100 the monitoring of cetaceans by recording their vocal signals. Passive acoustic data can

then be used to characterize and understand their acoustic behavior and determine their distribution patterns in time and space (Clark and Ellison, 1989; Richardson *et al.*, 1995).

Acoustic signals produced by sei whales are poorly known (Prieto *et al.*, 2011). To date, vocalizations have been described from six different geographic areas: New England (USA), Nova Scotia (Canada), Hawaii (USA), Azores (Portugal), Auckland Islands (New Zealand,) and Antarctic Peninsula (Thompson *et al.*, 1979; McDonald *et al.*, 2005; Rankin and Barlow, 2007; Baumgartner *et al.*, 2008; Calderan *et al.*, 2014; Romagosa *et al.*, 2015). There is no record of sei whale vocalizations from the South-eastern Pacific Ocean. Comparison from intraspecific sounds from different geographic regions is interesting for possible acoustic clues to both stock and taxonomic identities. Consequently, the aim of this work is to describe sei whale vocalizations based on opportunistic recordings at the Penas Gulf, Chile and to obtain a framework baseline about the characterizes of sei whales populations in the South-eastern Pacific Ocean.

## 2. Methods

Two cruises to the Penas and Tres Montes Gulf (46.2-48.0° S, 74.0-75.4° W) aboard the motor sailing vessel Saoirse were carried out in May 2016 and May 2017 during which biological, oceanographic and acoustics studies were carried out (fig 01). Marine mammals were identified visually with binoculars and the naked eye for a team of experienced marine mammal observers in the vessel.

Two different hydrophones were used for the recordings: an icListenHF hydrophone (sensitivity -171 dBV re 1  $\mu$ Pa with pre-amp; frequency response 10–200kHz from Ocean Sonic, Canada); and a SoundTrap 202 STD hydrophone (sensitivity -205 dBV re 1  $\mu$ Pa;

frequency response 60000Hz  $\pm$ 3 dB from Ocean Instruments, New Zealand). Also, we made stereo recordings on several occasions with an HTI-96-MIN hydrophone (flat frequency response from 0.02 to 30 kHz) connected to a handy recorder (H4nPro from ZOOM).

Opportunistic and planned recordings were carried out depending on the weather conditions and the vessel location. In 2016, recordings were not more than one day in each location where hydrophones were suspended over the side of the vessel. However, in 2017, also, in 3 different locations, hydrophone were deployed between 2-5 days. In these cases, hydrophones were deployed at a depth of 5 or 10 m on rocky bottom with about 40 meters bottom depth using a row with a mooring at the end and surface buoys on the opposite side. In both years, during the day or night, hydrophones were deployed at a depth of 5 and 10 meters from the stationary vessel. Opportunistic recordings were continuous, but in the night when the vessel was at anchor, the recordings were in intervals of 10-30 minutes each hour to guarantee the capacity of the acoustic personnel to study the recording during the next day.

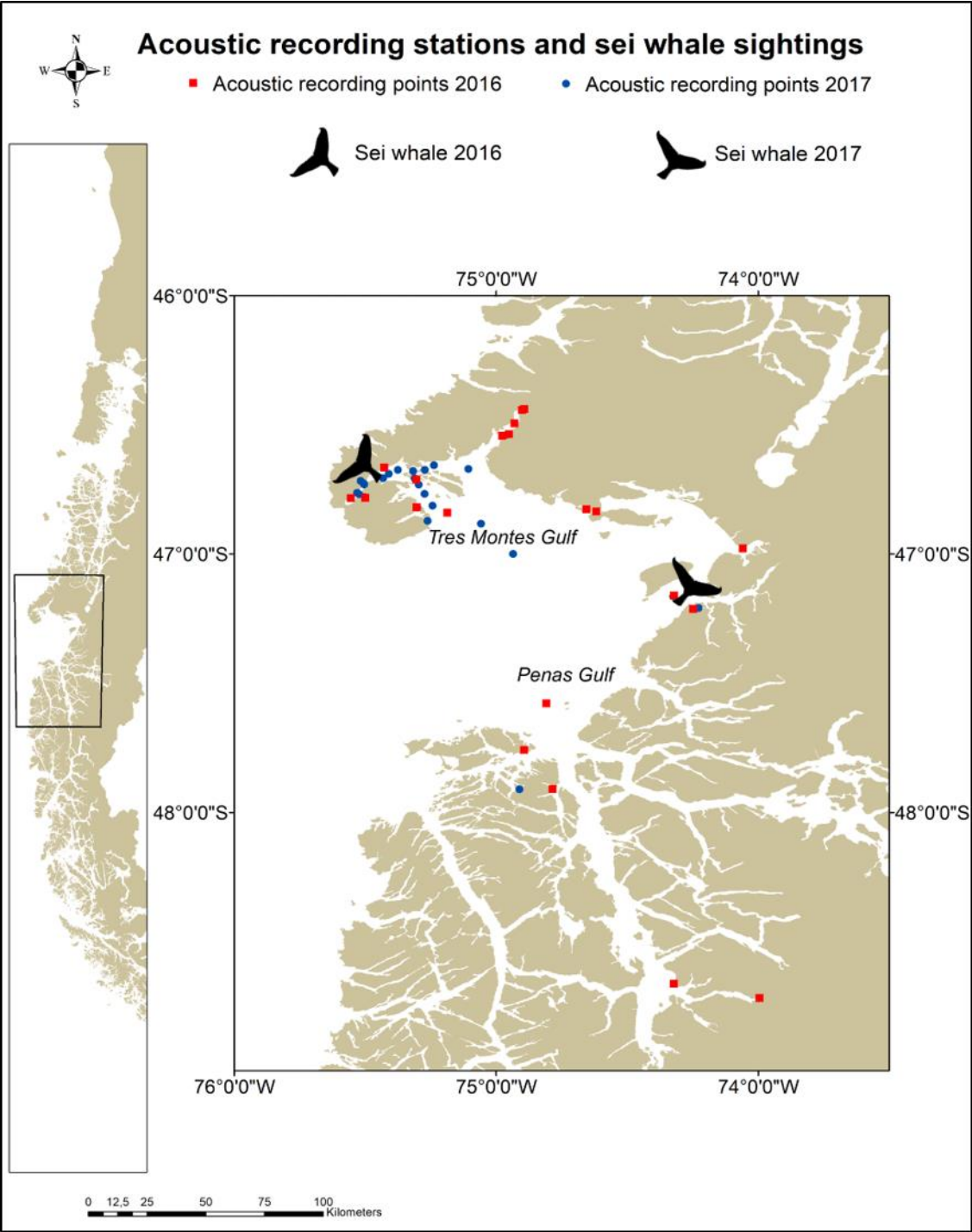
During all the recordings, the engine vessel was turn off. All the recordings were stored in the internal card memory of the equipments, and at the end of the day these were download in a portable computer.

Audio data were analyzed using Raven Pro 1.5 (Cornell University, Ithaca, NY) software. Low and high frequency (Hz), frequency range (Hz), peak frequencies (the frequency at which the maximum power occurred within a call) and duration (s) for all calls found and attributed to sei whales were analysed from spectrograms and waveform plots created

146 in Raven Pro 1.5 (Hann window; 50% overlap; window size 14563 samples; DFT 16384  
147 samples).



Figure 01. Study area including sighting and recording locations. The whale tail indicates the area where sei whale were sighted and vocalizations were identified.



### 3. Results

Sei whales were sighted in both expeditions (2016 and 2017). In addition, during one day in 2017, humpback whales were sighted. Sound was recorded during 16 days in 2016 in 23 opportunistic recordings locations and during 19 days in 24 locations in 2017. A total of 363 hours was recorded between both expeditions, because the recordings were not continuous during every day, 136 hours (63 archives) in 2016 and 227 hours (483 archives) in 2017. Recordings were not the same duration or the same sampling rate because they were opportunistic. Sei whale calls were found in 8 archives for 3 days, on 7 May 2016 and 10-11 May 2017, at 2 different locations (one in 2016 and other in 2017) (Table 1). In acoustic data from 2016, sei whale calls were detected when sei whales were sighted closer the vessel (fig 02). In 2017, between 8 and 10 May, sei whales were sighted in the area after sei whale calls had been recorded (fig 02). Sei whale calls from 2016 were only recorded around midday, while in 2017 they were recorded in the late afternoon or at night (Table 1).


175 Figure 02. Photographed sei whale at Penas and Tres Montes Gulf a) 7 May, 2016.  
176 Photo by: Katie McConnell; b) 10 May, 2017. Photo by: Keri-Lee Pashuk.

177



178

179



180

181 Table 1. Sei whale recordings at Penas and Tres Montes Gulf.

182

Year	Date	Local Hour	Latitude	Longitude	Sampling rate	Hydrophone depth (meters)	Recording duration (minutes)	Hydrophone	Sightings
2016	07-may	14:07	S47°09.625'	W074°19.266'	44100	5	34	HTI-96-MIN hydrophone + Handy recorded	2 individuals of sei whale closer to the vessel. Figure 02 (a).
2017	10-may	19:43 22:43 23:43	S46°46.100'	W75°31.400'	48000	10	30 minutes each hour	SoundTrap 202 STD	3 individuals of sei whale in the area between 8-10 May. Figure 02 (b).
2017	11-may	00:43 02:43 05:43 07:43	S46°46.100'	W75°31.400'	48000	10	31 minutes each hour	SoundTrap 202 STD	3 individuals of sei whale in the area between 8-10 May. Figure 02(b).

183

184 Only in two occasions humpback whale sounds above 2000 Hz were detected, in the rest  
185 of the analyzed audios, only sei whale sounds were detected without associated calls.  
186 Only calls with high-visual quality were measured. All vocalizations reported in this study  
187 were identified as downsweep calls (fig 03). We identified a total of 41 calls; 5 calls in  
188 2016 and 36 in 2017. In 2016, calls ranged from an average maximum frequency of 105.3  
189 Hz (SD=18.3 Hz) down to an average minimum frequency of 35.6 Hz (SD=4.6 Hz) over 1.6  
190 s (SD=0.1 s) with a peak frequency of 65.4 Hz (SD=14.1 Hz) (Table 2). In 2017, calls ranged  
191 from an average maximum frequency of 93.3 Hz (SD=10.9 Hz) down to 42.2 Hz (SD=5.6  
192 Hz) over 1.6 s (SD=0.3 s) with a peak frequency of 68.3 Hz (SD=14.2 Hz). The minimum  
193 frequency was 30 Hz and the maximum frequency was 129.4 Hz. Calls occurred in pairs  
194 (n=12), singles (n=5) or triplets (n=4) (Table 2).

Figure 03. Spectrogram of sei whale vocalization recorded with the hydrophone (32768 FFT, Hamming window). A. five seconds spectrogram zoomed in on a pair of calls. B. five seconds spectrogram of a pair of call. C. A pair and a single call of sei whale call within 15 seconds.

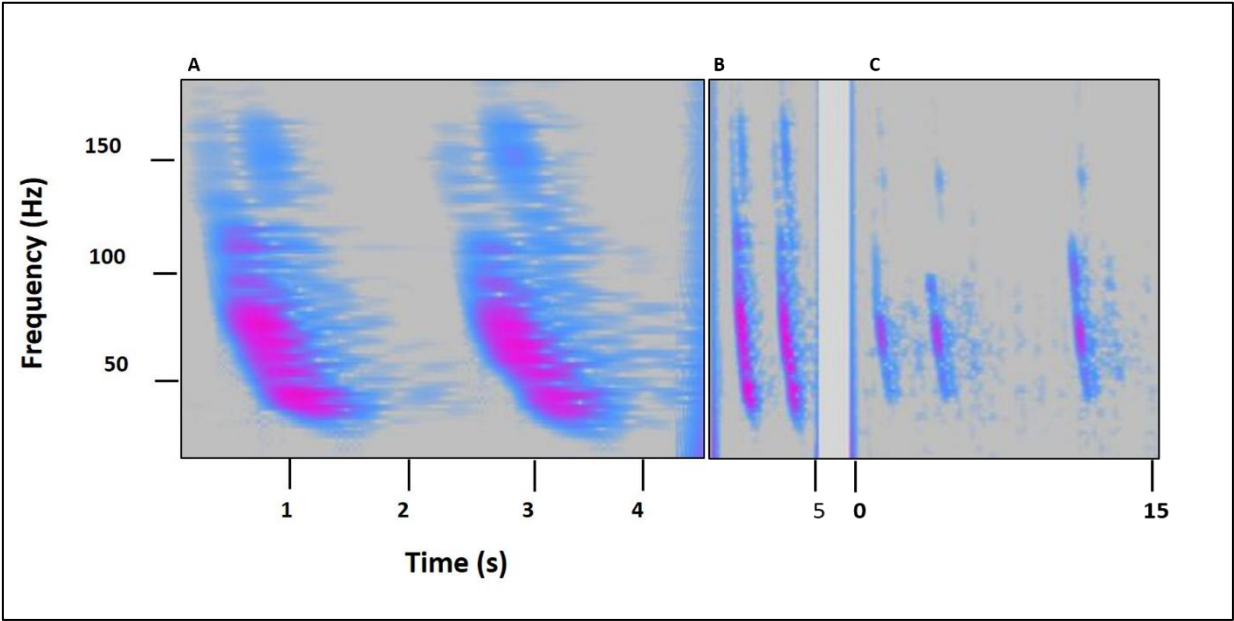


Table 2. Comparison of the frequency and timing of recorded calls of sei whales in the present study with studies in other areas. Values are mean value  $\pm$  standard deviation. ND = no data (the study did not include that information)

Source	Location	Year/nº vocalizations	High Frequency (Hz)	Low frequency (Hz)	Peak frequency (Hz)	Duration (s)
Present study	Chile, South-eastern Pacific	2016/5	105.3 $\pm$ 18.3	35.6 $\pm$ 4.6	65.4 $\pm$ 14.1	1.6 $\pm$ 0.1
		2017/36	93.3 $\pm$ 10.9	42.2 $\pm$ 5.6	68.3 $\pm$ 14.2	1.6 $\pm$ 0.3
Romagosa <i>et al.</i> (2015)	Azores, Northern Atlantic Ocean	2012/53	99.8 $\pm$ 13.6	37.4 $\pm$ 8.4	52.0 $\pm$ 11.4	1.21 $\pm$ 0.33
Calderan <i>et al.</i> (2014)	Auckland Islands, Southern Atlantic Ocean	2013/4	78.0 $\pm$ 2.0	69.0 $\pm$ 08	73.8 $\pm$ 0.5	1.1 $\pm$ 0.0
		2013/4	83.3 $\pm$ 4.1	53.8 $\pm$ 4.9	78.3 $\pm$ 3.1	1.2 $\pm$ 0.0
		2013/30	66.3 $\pm$ 10.7	36.6 $\pm$ 2.1	45.8 $\pm$ 11.0	1.2 $\pm$ 0.3
Gedamke and Robinson (2010)	East Antarctica, Southern Ocean	2006/ND	570	170	ND	ND
Baumgartner <i>et al.</i> (2008)	New England, North western Atlantic Ocean	2006-2007/108	82.3 $\pm$ 15.2	34.0 $\pm$ 6.2	ND	1.38 $\pm$ 0.37
Rankin and Barlow (2007)	Hawaii, Pacific Ocean	2002/2	100.3 $\pm$ 11.1	44.6 $\pm$ 2.9	ND	1.2 $\pm$ 0.007
		2002/105	39.4 $\pm$ 3.4	21 $\pm$ 2.4		1.2 $\pm$ 0.11
McDonald (2005)	West Antarctica, Southern Ocean	2003/50	433	192	ND	0.45 $\pm$ 0.3
Knowlton <i>et al.</i> (1991)	Canada, Northern Atlantic Ocean	1986-1989/ND	3500	1500	ND	0.5-0.8
Thompson (1979)	Canada, Northern Atlantic Ocean	ND	3000	ND	ND	0.7

#### 4. Discussion

Given that recordings from this project were opportunistic and without digital acoustic recording tags (DTAG) deployed in sei whales we cannot prove the origin of the calls. However, we can confirm with reasonable certainty that vocalizations recorded off Penas and Tres Montes Gulf were produced by sei whales, due to the sightings of this species during the recordings and the expeditions. Blue whales (*Balaenoptera musculus*), fin whale (*Balaenoptera physalus*) or minke whales (*Balaenoptera acutorostrata*) produce downsweep as well (Thompson *et al.*, 1996; Schevill and Watkins, 1972; Watkins, 1981). Bryde whales (*Balaenoptera brydei*) has also several call types, included downsweep, but inhabit tropical and subtropical waters and we do not have any record in this area yet (Omura, 1959; Wade and Gerrodette, 1993; Oleson, *et al.*, 2003). Generally, fin whales downsweep have initial frequencies below 35 Hz and final frequencies around 20-18 Hz (Watkins, 1981), similar than minke whales but with shorter durations (0.2-0.3 sec) and higher frequencies (130-60 Hz) (Schevill and Watkins, 1972). Minke whales in the North Atlantic produce long pulse trains (Mellinger *et al.*, 2000), these were not recorded in this area, fin and minke whales downsweep are definitively different than our recordings. Only downsweeps from blue whales described in Chile, through the DTAG data, has a lower peak frequency and duration; the minimum frequency of blue whales is higher than that in our results and downsweep had been accompanied by the Southeast Pacific signal type 2 (SEP2) (Saddler *et al.*, 2017), supporting our results, that our records are really from sei whales. In addition, sei whale vocalizations described here show very similar characteristics to those described off Azores Islands by Romagosa *et al.* (2015), off New England by Baumgartner *et al.* (2008) and off Hawaii by Rankin and Barlow (2007). In these areas, sei whale vocalizations are

characterized by low frequency downsweeps. However, sei whales sweeps recorded off Nova Scotia by Thompson (1979) and Knowlton et al. (1991) or in Antarctic waters by McDonald (2005), Gedamke and Robinson (2010) are different from our recording and are characterize by higher frequencies.

Rankin and Barlow (2007) describe two ranges for the low frequency downsweeps, 100-44 Hz and 39-21 Hz with durations of 1.0 s and 1.3 s, respectively. In the present study, the minimum frequency was 30 Hz, being the average calls in the upper range defined by those authors. The range of frequencies described here are similar to what Baumgartner *et al.* (2008), Newhall *et al.* (2012) and Romagosa *et al.* (2015) reported, although the maximum frequency reported in the present study is higher. The higher frequency calls recorded in the North Pacific (Hawaii) and in the present study are similar, but our results showed higher frequencies in the top range (maximum off 111.4 Hz versus 129.4 Hz, respectively) and a longer duration (maximum 1.27 s versus 2.27 s, respectively). The similarities could be expected due to the possibility of there being a stereotypical call used in feeding grounds, as suggested by Romagosa *et al.* (2015). However, sei whales recorded in this study have shown a different call with higher frequencies and longer durations than those detected from North Atlantic or North Pacific waters.

In the sub-Antarctic Auckland Islands, a series of four calls is predominant (Calderan *et al.*, 2014), but the calls recorded at Penas Gulf occurred principally in pairs, although single calls and triplets were also detected. During this study, no four-call series were recorded as have been recorded in North Atlantic or Pacific waters (Baumgartner *et al.*, 2008, Newhall *et al.*, 2012, Romagosa *et al.*, 2015).



Sei whale calls from Antarctic waters are characterized by broadband, tonal, frequency modulated vocalizations between 100 and 600 Hz with durations between 1 and 3 s (McDonald 2005, Gedamke and Robinson, 2010). These calls do not present similarities with the calls recorded here. This may be due a geographic separation of the populations, suggesting that different sei whale populations produce different stereotypic calls. The structure of the calls of sei whales is more variable between whales than within an individual whale (Baumgartner *et al.*, 2008). This suggests that sei whales present in Antarctic waters do not transit through southern Chile, or at least near shore Patagonia, in their migration to the breeding grounds in lower latitudes. Thus, the sei whales found in Chile, near shore in Penas and Tres Montes Gulf, might represent a different population. As recordings were opportunistic, the duration of recordings was variable, and this maybe influenced in the few calls that we recorded., so visual observations, tagging efforts and genetic studies are needed to verify this hypothesis.

In the present study, most acoustic activity was recorded during the night, while Baumgartner and Fratantoni (2008), Newhall *et al.* (2012) and Romagosa *et al.* (2015) recorded calls mostly during the day. These darkness patterns coincide with results from humpback whales songs reported from Chile (Español-Jiménez and van der Schaar, 2018). However, low frequency sei whale downsweeps may have a different function from the stereotyped humpback vocalizations considered as songs (Edds-Walton 1997). Though the behavior of sei whales is poorly studied, most studies on this species state that sei whales prefer offshore waters, but these new records and sightings along the coast of Penas and Tres Montes Gulf (Aguayo-Lobo 1974; Pastene and Schimada, 1999; Häussermann *et al.*, 2017), demonstrated a wide habitat range, with the whales probably following productive feeding areas. If this is true, it is reasonable to assume

that the calls of sei whale's calls are influenced by the feeding conditions (as proposed by Baumgartner and Fratantoni (2008)) and have communicative functions, e.g. cooperatively searching for prey as suggested Newhall *et al.* (2012). Baumgartner and Fratantoni (2008) hypothesize that calling rates are reduced at night while the whales are feeding but increase with social activity during the day when copepods are either more difficult or less efficient to capture at depth. Our data could not support this hypothesis since calls were recorded at night and it was not possible to observe what activities the whales were engaged in. Another factor that could be important in the discussion about the acoustic behavior is background noise, which might be masking biologically important signals and impede the communications between individuals (Clark *et al.*, 2009).

This new description of sei whale calls adds knowledge to the vocalizations and distribution of an endangered species (IUCN, 2018) red-listed under criteria A-1. It is also listed in Appendix I ("Endangered migratory species") and II ("Migratory species with unfavorable conservation status which require international agreements for their conservation and management") in the Convention on the Conservation of Migratory Species of Wild Animals (Bonn Convention 1979). Satellite tracking of the Chilean sei whale population, individual photo identification, distribution and characteristics of the prey species, behavioral, genetic and oceanographic studies are necessary to test some hypotheses and improve our understanding of this species.

#### Acknowledgements

This research would not have been possible without the assistance of Keri-Lee Pashuk and Greg Landreth of Patagonia Projects who organized the funding and operations of

299 expedition vessel SRV Saoirse supporting HF29 and HF32 expeditions; in addition, we  
300 want to thank Michael Kean, Gastón Herrera, Sebastián Durán, Cristian Santana,  
301 Valentina Molinos; Mark Woods of Ocean Sonic and Daniel Zitterbart for provided  
302 hydrophones; John Atkins to Ocean Instruments for help in the configurations. These  
303 expeditions were funded by Blue Marine Foundation, Global Marine Networks (USA);  
304 Iridium Communications Inc.; Deep Trekker Inc (Canada), MERI Foundation, Huinay  
305 Foundation and Fondecyt project nr 1161699. We are very grateful to Alessandro  
306 Bocconcelli and Joe Warren for their feedback on this research, also to the anonymous  
307 referee. This is publication nr 161 of Huinay Scientific Field Station. Paulina Bahamonde  
308 is supported by Nucleo Milenio INVASAL funded by Chile's government program,  
309 Iniciativa Científica Milenio from Ministerio de Economía, Fomento y Turismo.

310   References

- 311   Acevedo, C., Aguayo-Lobo, A., González, A., Haro, D., Olave, C., Quezada, F., Martínez,  
312   F., Garthe, S., and Cáceres, B.: Occurrence of sei whales (*Balaenoptera borealis*) in the  
313   Magellan Strait from 2004-2015, Chile, *Aquat. Mamm.*, 43 (1), 63, 2017.
- 314   Aguayo-Lobo, A.: Baleen whales of continental Chile, Pp: 209 – 217, William E. Schevill,  
315   Editor. *The Whale Problem: A Status Report*. Harvard University Press, 419 pp, 1974.
- 316   Aguayo-Lobo, A., Torres, D., and Acevedo J.: Los mamíferos marinos de Chile: I. Cetacea,  
317   Serie Científica INACH, 48, 19–159, 1998.
- 318   Baker, C. S., Dalebout, M. L., Funahashi, N., Ma, Y. U., Steel, D., and Lavery, S.: Market  
319   surveys of whales, dolphins and porpoises in Japan and Korea, 2003–2004, with  
320   reference to stock identity of sei whales. Paper SC/56/BC3 presented to the IWC  
321   Scientific Committee, June 2004 (unpublished). Available from the IWC Office
- 322   Baumgartner, M.F., and Fratantoni, D.M.: Diel periodicity in both sei whale vocalization  
323   rates and the vertical migration of their copepod prey observed from ocean gliders,  
324   *Limnol. Oceanogr.*, 53, 2197–2209, 2008.
- 325   Baumgartner, M.F., Van Parijs, S.M., Wenzel, F.W., Tremblay, C.J., Carter Esch, H., and  
326   Warde, A.M.: Low frequency vocalizations attributed to sei whales (*Balaenoptera*  
327   *borealis*), *J. Acoust. Soc. Am.*, 124 (2), 1339-1349, 2008.
- 328   Calderan, S., Miller, B., Collins, K., Ensor, P., Double, M., Leaper, R., and Barlow, J.: Low-  
329   frequency vocalizations of sei whales (*Balaenoptera borealis*) in the Southern Ocean, *J.*  
330   *Acoust. Soc. Am.*, 136 (6), EL418-EL423, 2014.

331 Clark, C.W., and Ellison, W.T.: Numbers and distributions of bowhead whales, *Balaena*  
332 *mysticetus*, based on the 1986 acoustic study off Pt Barrow Alaska, Report of the  
333 International Whaling Commission, 39, 297-303, 1989.

334 Clark, C.W., Ellison, W.T., Southall, B.L., Hatch, L., Van Parijs, S.M., Frankel, A., and  
335 Ponirakis, D.: Acoustic masking in marine ecosystems: Intuitions, analysis, and  
336 implication, Mar. Ecol. Prog. Ser., 395, 201-222, 2009.

337 Donovan, G.P.: A review of IWC stock boundaries, International Whaling Commission,  
338 Special Issue, 13, 39-68, 1991.

339 Edds-Walton, P.L.: Acoustic communication signals of mysticete whales, Bioacoustics 8,  
340 47–60, 1997.

341 Español-Jiménez, S., and van der Schaar, M.: First record of humpback whale songs in  
342 Southern Chile: Analysis of seasonal and diel variation, Mar. Mam. Sci., 34 (3): 718–733,  
343 2018.

344 Findlay, K., Pitman, R., Tsurui, T., Sakai, K., Ensor, P., Iwakami, H., Ljungblad, D., Shimada,  
345 H., Thiele, D., Van Waerebeek, K., Huckle-Gaete, R., Sanino-Vattier, G.P. :1997/1998 IWC-  
346 Southern Ocean whale and ecosystem research (IWC/SOWER) blue whale cruise, Chile,  
347 Report presented to the International Whaling Commission, Muskat, Oman, 1998.

348 Gallardo, V.A., Arcos, D., Salamanca, M., and Pastene, L.A.: On the occurrence of Bryde's  
349 whale (*Balaenoptera edeni* Anderson 1878) in an upwelling area off Central Chile, Report  
350 of the International Whaling Commission, 33, 481-488, 1983.

351 Gambell, R.: Seasonal cycles and reproduction in sei whales of the Southern  
352 Hemisphere, Discovery Reports, 35, 31-134, 1968.

353 Gambell, R.: A review of population assessments of Antarctic sei whales, Report of the  
 354 International Whaling Commission, Special Issue 1, 44-49, 1974.

355 Gambell, R.: Sei whale, *Balaenopera borealis*, Lesson 1828, Pp: 155 – 170. In: Sam H.  
 356 Ridgway and Richard Harrison Editors. Handbook of Marine Mammals. Vol 3. The  
 357 Sirenian and Baleen whales. Academic Press, London, 369 pp., 1985.

358 Gedamke, J., and Robinson, S.M.: Acoustic survey for marine mammal occurrence and  
 359 distribution off East Antarctica (30–80°E E) in January-February 2006, Deep Sea Res., II  
 360 57, 968–981, 2010.

361 Guzmán, A.: Avistamientos de ballena azul *Balaenoptera musculus* (Linnaeus, 1758) y sei  
 362 *B. borealis* Lesson, 1828 en la costa nor-occidental de la isla de Chiloé, Chile (Blue whale  
 363 *Balaenoptera musculus* (Linnaeus, 1758) and sei whales *B. borealis* Lesson, 1828  
 364 sightings in the north-occidental coastal in the Chiloé islands, Chile). Boletín del Museo  
 365 Nacional de Historia Natural, Chile, 55, 51-60, 2006.

366 Häussermann, V. Gutstein, C.S., Bedington, M., Cassis, D., Olavarria, C., Dale, A.C.,  
 367 Valenzuela-Toro, A.M., Perez-Alvarez, M.J., Sepúlveda, H.H., McConnell, K.M., Horwitz,  
 368 F.E., and Försterra, G.: Largest baleen whale mass mortality during strong El Niño event  
 369 is likely related to harmful toxic algal bloom, PeerJ, 5, e3123, 2017.

370 Horwood, J.W.: The sei whale: Population biology, ecology and management, London:  
 371 Croom Helm, 1987.

372 Horwood, J.W.: Sei whale *Balaenoptera borealis*, In W. F. Perrin, B. Würsig, and J. G. M.  
 373 Pp. 1069-1070. Thewissen (Eds.), Encyclopedia of marine mammals. San Diego:  
 374 Academic Press, 1352 pp., 2002.

375 Huijser, L. A., Bérubé, M., Cabrera, A. A., Prieto, R., Silva, M. A., Robbins, J., Kanda, N.,  
 376 Pastene, L. A., Goto, M., Yoshida, H., Víkingsson, G. A., and Palsboll, P. J. : Population  
 377 structure of North Atlantic and North Pacific sei whales (*Balaenoptera borealis*) inferred  
 378 from mitochondrial control region DNA sequences and microsatellite  
 379 genotypes. *Conservation Genetics*, 19, 1007-1024, 2018.

380 IUCN 2018. The IUCN Red List of Threatened Species. Version 2018-1.

381 Jefferson, T.A., Webber, M.A., and Pitman, R.L. (Eds.): *Marine mammals of the world: A*  
 382 *comprehensive guide to their identification*, San Diego: Academic Press., 616 pp., 2008.

383 Johnson, S. C. Johnson, S.C., Širović, A., Buccowich, J.S., Debich, A.J., Roche, L.K., Thayre,  
 384 B., Wiggins, S.M., Hildebrand, J.A., Hodge, L.E.W., and Read, A.J.: *Passive acoustic*  
 385 *monitoring for marine mammals in the Jacksonville Range Complex*, Marine Physical  
 386 *Laboratory Technical Memorandum 548*, Scripps Institution of Oceanography,  
 387 University of California San Diego, La Jolla, CA. 2010.

388 Jonsgård, Å., and Darling, K.: On the biology of the eastern North Atlantic sei whale,  
 389 *Balaenoptera borealis* Lesson, *Reports of the International Whaling Commission*, 1, 124–  
 390 129. Special issue, 1977.

391 Kanda, N., Goto, M. and Pastene, L.A.: Genetic characteristics of western North Pacific  
 392 sei whales, *Balaenoptera borealis*, as revealed by microsatellites, *Marine Biotechnology*,  
 393 8, 86–93, 2006.

394 Knowlton, A., Clark, C. W. and Kraus, S. D.: Sounds recorded in the presence of sei whales  
 395 *Balaenoptera Borealis*, *Abstract Book of The Ninth Biennial Conference on the Biology*  
 396 *of Marine Mammals.*, 40 pp. Chicago, Illinois, USA, 1991.

397 Lockyer, C.: Some possible factors affecting the age distribution of the catch of sei  
 398 whales in the Antarctic, Reports of the International Whaling Commission, Special Issue,  
 399 1, 63-70, 1977.

400 Mackintosh, N.A.: The southern stocks of whalebone whales, Discovery Reports, 22,  
 401 197-300, 1942.

402 McDonald, M. A., Hildebrand, J. A., Wiggins, S. M., Thiele, D., Glasgow, D. and Moore, S.  
 403 E.: Sei whale sounds recorded in the Antarctic, J. Acoust. Soc. Am., 118, 3941–3945,  
 404 2005.

405 Mellinger, D. K., Carson, C. D., and Clark, C. W.: Characteristics of minke whale  
 406 (*Balaenoptera acutorostrata*) pulse trains recorded near Puerto Rico. Marine Mammal  
 407 Science, 16(4), 739-756, 2000

408 Newhall, A.E., Lin, Y.-T., Lynch, J.F., Baumgartner, M.F., and Gawarkiewicz, G.G.: Long  
 409 distance passive localization of vocalizing sei whales using an acoustic normal mode  
 410 approach, J. Acoust. Soc. Am., 131 (2), 1814–1825, 2012.

411 Oleson, E. M., Barlow, J., Gordon, J., Rankin, S., and Hildebrand, J. A.: Low frequency calls  
 412 of Bryde's whales. Marine Mammal Science, 19(2), 160-172, 2003.

413 Omura, H., and Nemoto, T.: Sei whales in the adjacent waters of Japan. III. Relation  
 414 between movement and water temperature, Reports of the International Whaling  
 415 Commission, Special Issue, 10, 79–87, 1955.

416 Omura, H.: Bryde's whale from the coast of Japan. The Scientific Reports of the Whales  
 417 Research institute, 14, 1-33, 1959, 1959.



418 Pastene, L.A., and Shimada, H.: Report of a sighting survey in Chile's exclusive economic  
 419 zone with comments on sei whale distribution, *Anales del Instituto de la Patagonia, Serie*  
 420 *Ciencias Naturales (Chile)*, 27, 51-62, 1999.

421 Perry, S.L., DeMaster, D.P. and Silber, G.K.: The great whales: history and status of six  
 422 species listed as endangered under the U.S. Endangered Species Act of 1973, *Mar. Fish.*  
 423 *Rev.*, 61, 1–74, 1999.

424 Prieto, R., Janiger, D., Silva, M.A., Waring, G.T., and Gonçalves, J.M.: The forgotten  
 425 whale: A biblio-metric analysis and literature review of the North Atlantic sei whale  
 426 *Balaenoptera borealis*, *Mammal Rev.*, 42 (3), 235-272, 2011.

427 Rankin, S., and Barlow, J.: Vocalizations of the sei whale *Balaenoptera borealis* off the  
 428 Hawaiian Islands, *Bioacoustics*, 16, 137–145, 2007.

429 Richardson, W.J., Greene, C.R.J., Malme, C.I., and Thomson, D.H. Pp: 33–58. Marine  
 430 mammals and noise: Measurement procedures in. Academic Press, San Diego, CA. 576  
 431 pp., 1995.

432 Reeves, R.R., Silber G., and Payne, P.M.: Draft recovery plan for the fin whale  
 433 *Balaenoptera physalus* and sei whale *Balaenoptera borealis*, prepared for the Office of  
 434 Protected Resources, National Marine Fisheries Service, Silver Spring, MD, 1998.

435 Reeves, R.R., Stewart, B.S., Clapham, P.J., and Powell, J.A. (Eds.): Marine mammals of  
 436 the world, New York: Alfred A. Knopf/Chanticleer Press, 2002.

437 Rice, D.W.: Marine mammals of the world: Systematics and distribution, (Special  
 438 Publication Number 4). Lawrence, KS: The Society for Marine Mammalogy. 231 pp.,  
 439 1998.

440 Romagosa, M., Boisseau, O., Cucknell, A. C., Moscrop, A., and McLanaghan, R.: Source  
 441 level estimates for sei whale (*Balaenoptera borealis*) vocalizations off the Azores, J.  
 442 Acoust. Soc. Am., 138 (4), 2367-2372, 2015.

443 Saddler, M.R., Bocconcelli, A., Hickmott, L.S., Chiang, G., Landea-Briones, R.,  
 444 Bahamonde, P.A., Howe, G., Segre P.S., and Sayigh, L.S.: Characterizing Chilean blue  
 445 whale vocalizations with DTAGs: a test of using tag accelerometers for caller  
 446 identification, Journal of Experimental Biology, jeb-151498. 2017.

447 Schevill, W.E., and Watkins, W.A.: Intense low-frequency sounds from an Antarctic  
 448 minke whale, *Balaenoptera acutorostrata*, Breviora, 388, 1-8. 1972.

449 Schlatter, R.: Avistamientos de mamíferos marinos durante SIBEX-Fase 2, en el estrecho  
 450 de Bransfield y aguas adyacentes (Sightings of marine mammals during SIBEX-Phase 2,  
 451 in the Bransfield Strait and adjacent waters), Serie Científica INACH, 36, 167-174, 1987.

452 Thompson, T.J., Winn, H.E., and Perkins, P.J.: Mysticete sounds. Behaviour of Marine  
 453 Mammals, Cetaceans, edited by H. E. Winn and B. L. Olla (Plenum, New York), 3, 403–  
 454 431, 1979.

455 Thompson, P. O., Findley, L. T. and Vidal, O.: Underwater sounds of blue whales,  
 456 *Balaenoptera musculus*, in the Gulf of California, Mexico. Mar. Mamm. Sci. 12, 293-296.  
 457 1996.

458 Tonnessen, J.N. and Johnsen, A.O.: The history of modern whaling, University of  
 459 California Press. Berkeley, California. 798 pp., 1982.

460 Valdivia, J., Ramirez, P., and Franco, F.: The exploitation of Bryde's whales in the  
 461 Peruvian Sea, Report of the International Whaling Commission, 31, 441-448, 1981.

462 Wade, P. R., and Gerrodette, T.: Estimates of cetacean abundance and distribution in  
463 the Eastern Tropical Pacific. Report of the International Whaling Commission, 43, 477-493,  
464 1993.